



أرقامنا الجميلة

كتاب التلميذ



تعرف على الألوان:



اسود



أصفر



أحمر



أزرق



أبيض



بني

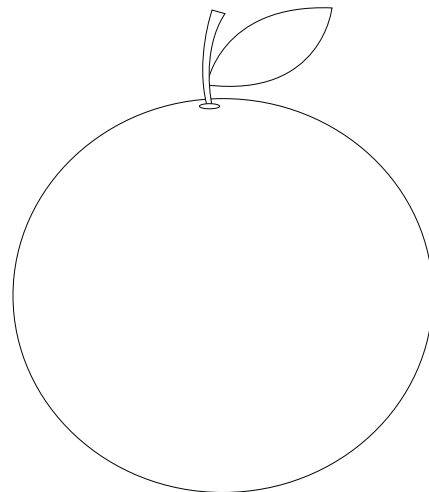





برتقالي





أخضر


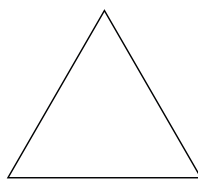








لون:
















لون وفقاً للأشكال الهندسية الموضحة:




ضع علامة (√) على الشكل المشابه:



ضع علامة (x) على الشكل المختلف:





عد و اقرأ:





اكتب:

					1 ↓ ↓ ↓

لون عنصر واحد من المجموعة:




ضع علامة (✓) على المجموعة التي تحتوي على عنصر واحد:



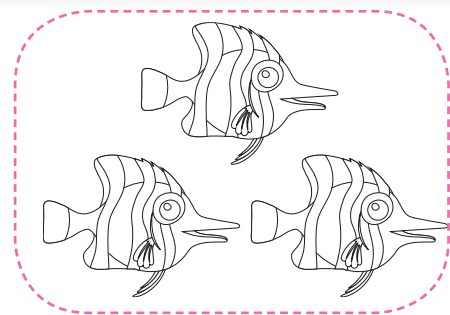

عد و اقرأ:




اكتب:




لون عنصرين من المجموعة:



ضع علامة (✓) على المجموعة التي تحتوي على عنصرين:

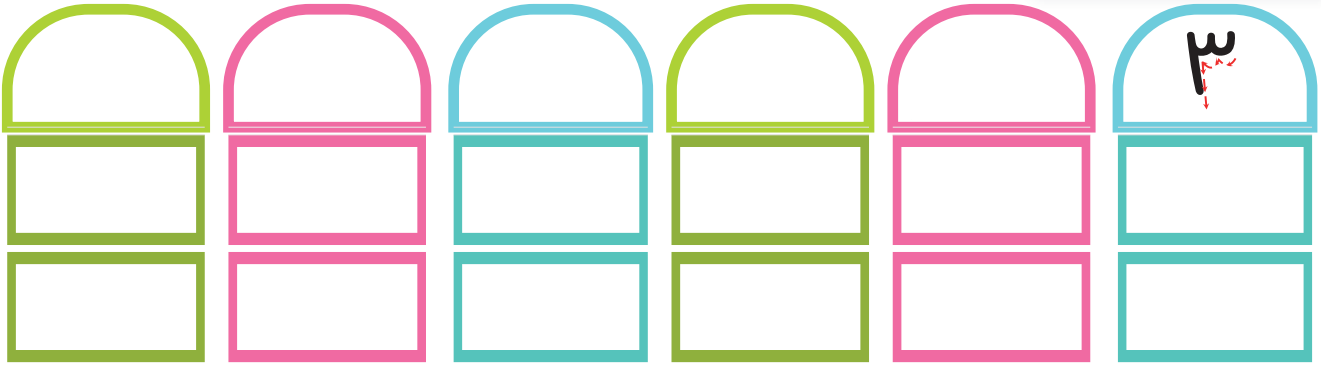


عد و اقرأ:



٣

اكتب:



عد و اكتب:



عد و صل:

٣

٢

١



عد و اقرأ:

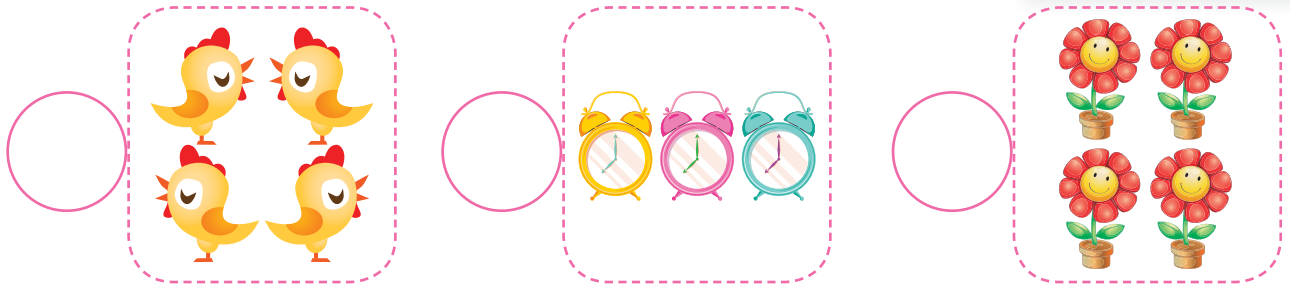


٤

اكتب:



عد و اكتب:




عد و صل:

٤

٣

٢

١

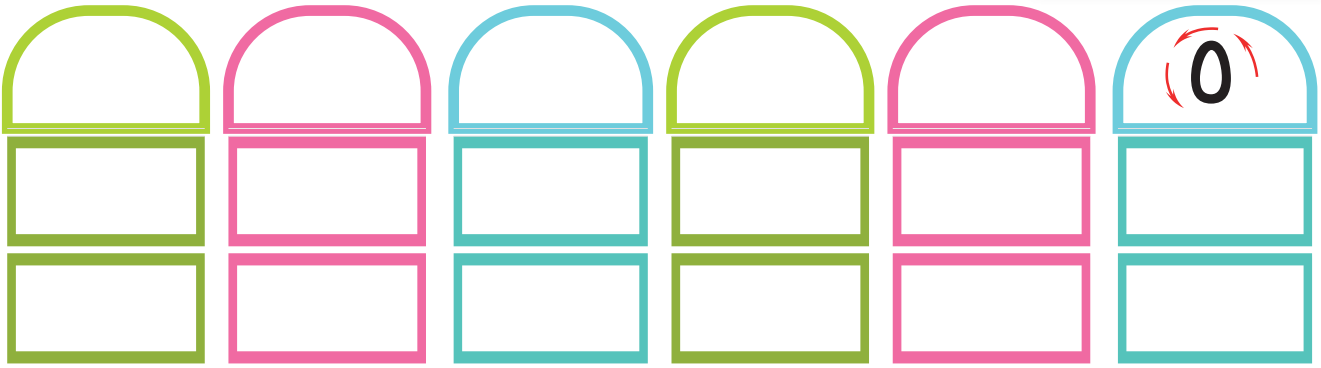


عد و اقرأ:



0




اكتب:




ضع دائرة حول الرقم الصحيح:

	0	٤	٣	٢	١
	0	٤	٤	٢	١
	0	٤	٣	٢	١
	0	٤	٣	٢	١


أكمل ليصبح العدد 0:



عد و اقرأ:



اكتب:



ضع دائرة حول الرقم الصحيح:

	٦	٥	٤	٣	٢	١
	٦	٥	٤	٣	٢	١
	٦	٥	٤	٣	٢	١
	٦	٥	٤	٣	٢	١

عد و صل:




٣

٤

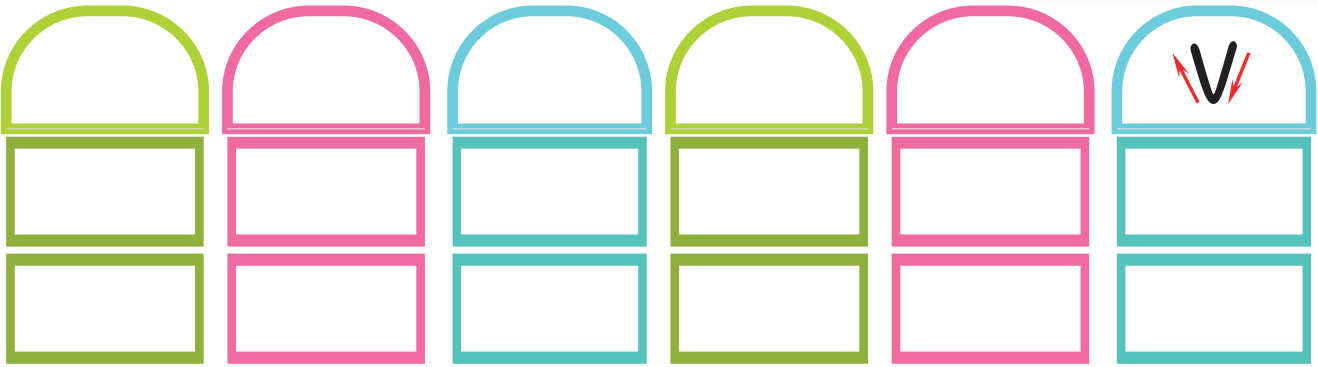
٥

٦


عد و اقرأ:





اكتب:




عد و اكتب:



كون مجموعات تحتوي على ٧ عناصر:





عد و اقرأ:



اكتب:



عد و اكتب:



ضع دائرة حول الرقم الصحيح :

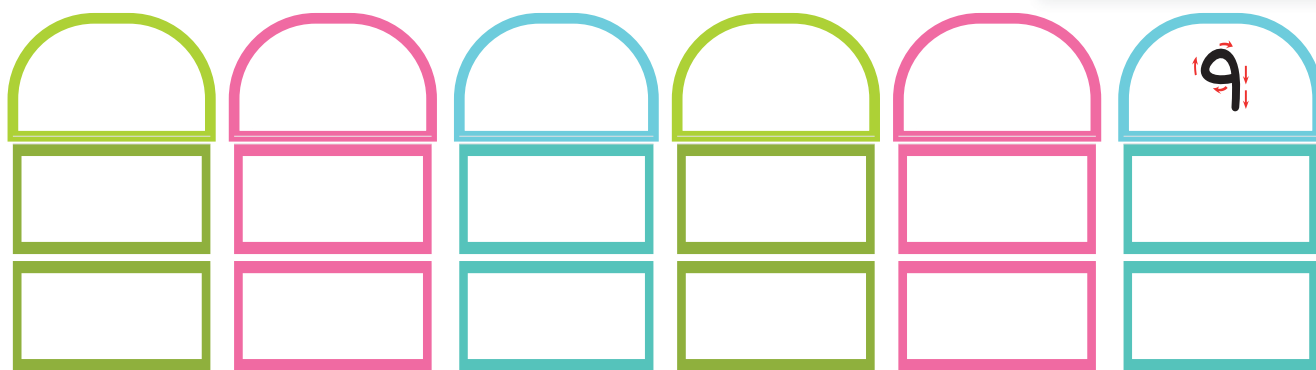
	^	v
	^	v
	^	v
	^	v

عد و اقرأ:





٩


اكتب:




عد و اكتب:




ضع دائرة حول الرقم الصحيح:



٧ ٩ ٨





٧ ٨ ٩



٩ ٨ ٧


عد و اقرأ:



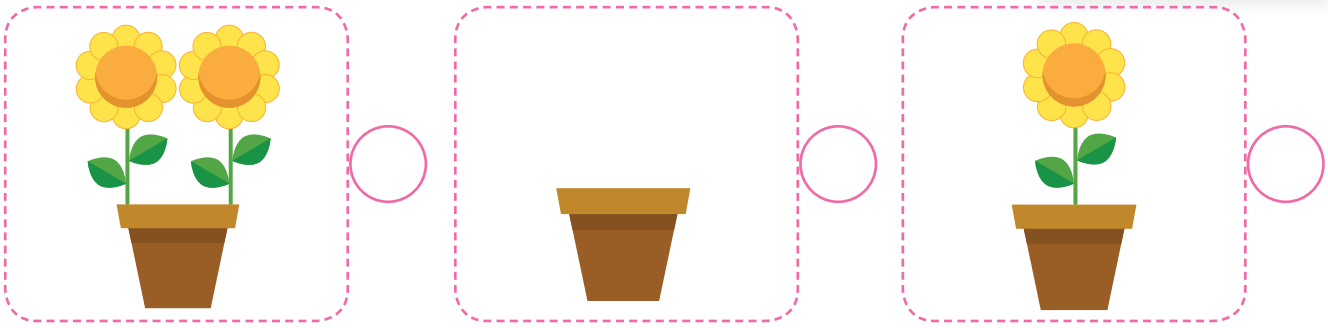
(٠)



اكتب:



عد و اكتب:



عد وصل:



٧

٣

٠

عد و اقرأ:



اكتب:




عد و اكتب:




ضع دائرة حول الرقم الصحيح:



٨ ١٠ ٩





٨ ٩ ١٠



١٠ ٩ ٨

تدريبات عامة من ١ - ١٠

عد و اكتب:



عد و صل:

٧



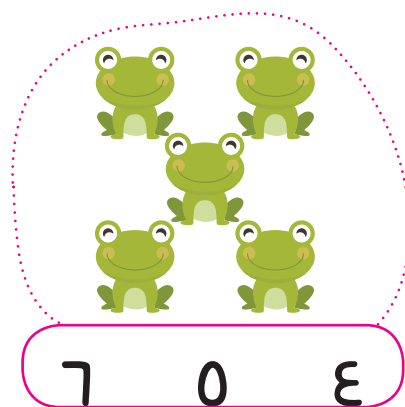
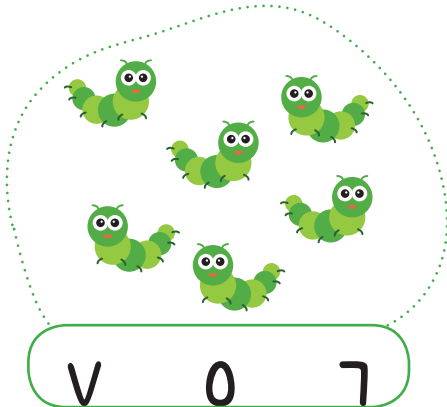
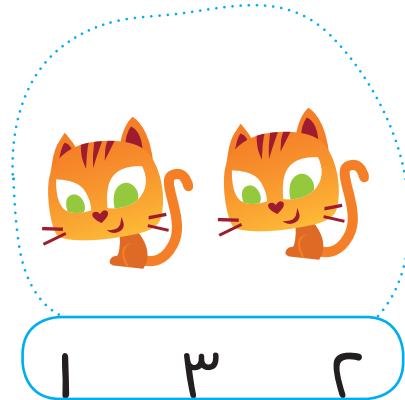
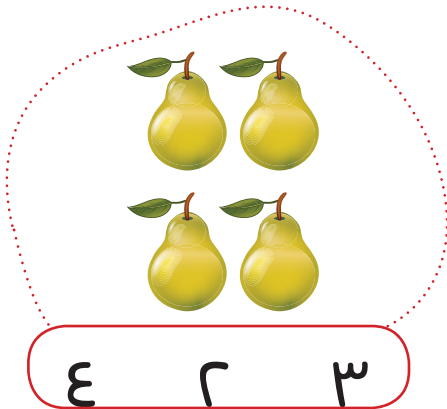
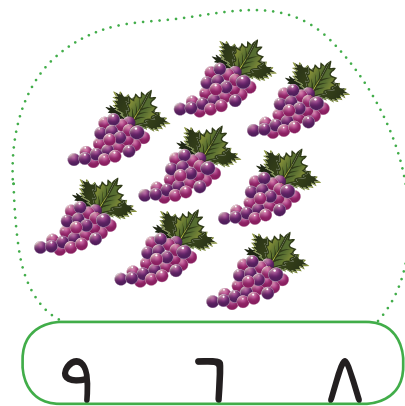
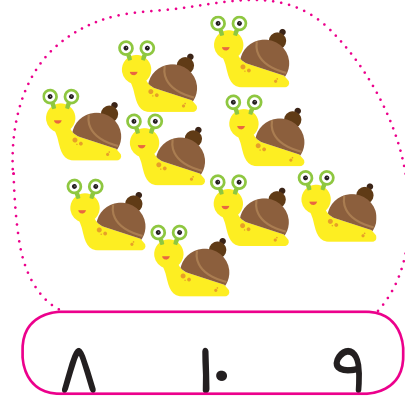
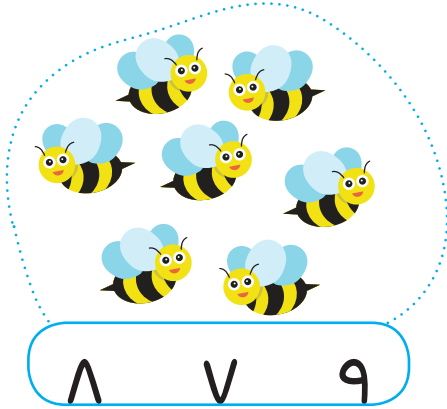
١٠




٩




ضع دائرة حول الرقم الصحيح:




عد و لون :




٤



٣








٢













٥

اكتب الرقم السابق:



اكتب الرقم التالي:







٥




٩




١٠











٦



٤



ضع علامة (✓) أمام العدد الأكبر:



ضع علامة (✓) أمام العدد الأصفر:

