

Student's  
Book

# MERRY TEAM

3



## Scope & Sequence Level 3

M	Topic	Vocabulary	Grammar	Phonics	CLIL	Reading & writing
1	Our School	English - Maths Computer Science Art - P.E - music	Present simple	/oo/ foot	<b>History:</b> Computer parts.	Snow White part 1
2	Round the clock	Tidy up - get dressed make the bed - cook do the washing catch the bus do homework sweep up go to bed	Present Continuous	/oi/ oil	<b>Science:</b> Food chain.	Snow White part 2
3	Outdoors	lemonade - biscuits chips - rice orange juice garlic bread cheese omelettes fruit salad-vegetables	Countable and uncountable	/y/ jelly	<b>Science:</b> Candle clock	Cinderella part 1
4	Old inventions	camera electric heater- lamp radio - thermometer telescope - floppy disk telephone typewriter	Past simple regular verbs	/wh/ wheel	<b>History:</b> Thomas Edison.	Cinderella part 2
5	My town	bank - hospital sports centre - park restaurant - library supermarket - tower bus station police station	Past simple irregular verbs	/PH/ elephant	<b>Technology:</b> (GPS).	Pinocchio


M	Topic	Vocabulary	Grammar	Phonics	CLIL	Reading & writing
6	Shopping	CD player - laptop mobile phone - coat dress - teddy bear teddy bear - customer digital camera shop assistant	Question words	<b>/FULL/</b> beautiful	<b>Geography:</b> An apple a day	Pinocchio 2
7	At the hospital	Stomach ache - fever toothache - headache cough - earache X-ray - doctor - nurse medicine	have to / should	<b>/UN/</b> unhappily	<b>Medicine:</b> An apple a day	Sleeping Beauty part 1
8	All over the world	Egypt - USA - Spain Saudi Arabia -Mexico Great Britain - airport - pilot - passport - air hostess - airport	Present perfect	<b>/DIS/</b> dislike	<b>Geography</b> China	Sleeping Beauty part 2
9	The weather	lightning - cloudy thunderstorm - rainy windy - foggy - sunny umbrella - boots rain coat	( will + inf )	<b>/ER/</b> teacher	<b>Science:</b> Rain	Red Riding Hood part 1
10	Let's have fun	canoeing - snorkelling fencing - bowling hiking - hunting ice skating - fishing swimming gymnastics	be going to	<b>/CI/</b> mice	<b>History:</b> The Egyptian museum	Red Riding Hood part 2



A

1. Look and read. Discuss with your friend.

Day	Subject	Time	Notes
Sunday	English	9:00	
Monday	Math	10:15	
Tuesday	Science	8:00	
Wednesday	Arabic	9:30	
Thursday	Art	11:00	



A: What's your favourite subject?


B: I like English.




## 1. Listen and repeat.



English



Maths



Science



Computer science



Arabic



Music



P.E.



Art

## 2. Ask and answer.

Do you like English?

Yes, I do.

When do you have English?

On Sundays.



## B


### 1. Read and learn.



**Mic**



**Disk Drive**



**Keyboard**



**Mouse**



**Monitor**



**Printer**



**Speakers**



**Plotter**

Input/ output is the communication between a computer and the outside world. Inputs are the signals or data received by the system and outputs are the signal data sent from it. Devices, such as modems and network cards perform both input and output operation.

### 2. Circle the odd one out.

#### Input Devices




#### Output Devices



**3. Read and answer the questions.**



- My name's Shady.
- I'm good at Science.
- My favourite subject is Arabic.
- I don't like music.
- I can't sing.
- I like learning about plants.



- My name's Sandy.
- I'm good at Maths.
- My favourite subject is English.
- I don't like P.E.
- I can't play volleyball.
- I like writing stories.

1. What's Shady good at? .....
2. What's Sandy good at? .....
3. What's Sandy's favourite subject? .....
4. What does Shady like? .....
5. What can't Sandy play? .....
6. What doesn't Shady like? .....

**4. Talk about yourself.**



- My name is .....
- I'm good at .....
- My favourite subject is .....
- I don't like .....
- I can't .....
- I like .....



# Grammar

# Present Simple



1. Look, read and learn.



He goes to school by bus.



She doesn't like cola.

2. Read and practice.



How do you go to school?

When does the first lesson begin?

When does the school finish?



By bus.

At 8:00.

At 3:00.

3. Talk with your friend.



When do you have English?

On Sunday at 8 o'clock



# Grammar in use

1. Complete the sentences using an adverb of frequency from the box.

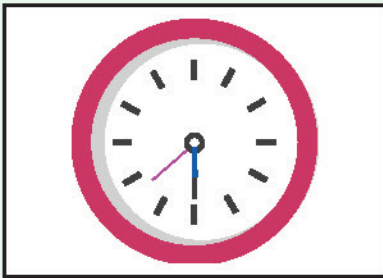
always

usually

often

sometimes


never



• I ..... get up at 6:30.



• I ..... go to school by bike.



• I ..... have maths lesson on Tuesdays.



• I ..... play football at school.

2. Talk about yourself.

- ..... is my favourite subject.
- I'm good at .....
- I don't like .....
- My English teacher is .....
- I usually go to school .....
- My school lessons finish at .....

# Sound & spelling

//oo//

**D**



1. Listen and read.

The cook looks at the book.



- In some words the oo makes a short sound.


2. Say the sounds. Make the words.



3. Listen & write what you hear.



She likes to .....



I like this .....



My ..... hurts.



I am reading this .....

4. Number the word you hear.

book  cook  wood  foot  food



# Listening

1. Listen and mark the subjects you have on Sunday.



English



Science



Art



Maths



Arabic



Music

2. Listen and write the names.




.....

.....



.....

.....



.....

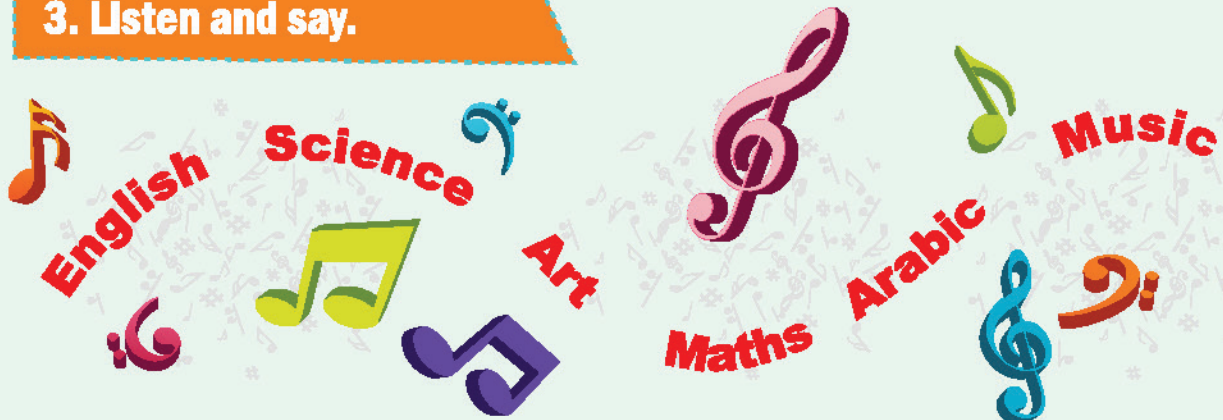
.....



.....

.....

3. Listen and say.






## Snow White and the Seven Dwarfs Part 1



### 1. Before reading:



### Who do you think Snow White is?

**Snow White** was very beautiful and kind. She lived in a castle with the king, her father, and the queen, her wicked step-mother. The queen was a very beautiful woman but she had a magic mirror. Every day the queen asked the mirror one question "Mirror, mirror on the wall. Who is the most beautiful of them all?" The answer was always the same "you". But one day when the queen asked the mirror the question, the answer was **Snow White**. The queen was so angry that she wanted to kill **Snow White**. **Snow White** was scared and escaped to the forest. In the forest, she lived with seven kind dwarfs.

### 1. After reading:


Are these sentences true (T) or false (F)?

1. The king was Snow White's father. ( )
2. Snow White was the name of the castle. ( )
3. The queen was a very beautiful woman. ( )
4. The queen was a kind woman. ( )
5. Snow White escaped to the forest. ( )



# Class Writing

## 1. Read.



Time	Subject
8:00	English
10:00	Science
11:00	Art

On Sunday morning Shady, Sandy, Adam, Suzy were at school. The timetable was on the wall.

## 2. Listen & write the names.

At eight o'clock the children have  
..... lesson.



At ten o'clock .....

.....  
.....  
.....



At eleven o'clock .....

.....  
.....  
.....





## Unit 2 Around the clock !

A

1. Look and read. Discuss with your friend.



A: Do you like doing the washing up?

B: No, I don't like the washing up.


## 1. Listen and repeat.



tidy up



get dressed



make the bed



cook



do the washing up



sweep




catch the bus



do homework



feed the dog



go to bed



five o'clock



quarter past five



half past five



quarter to six



six o'clock

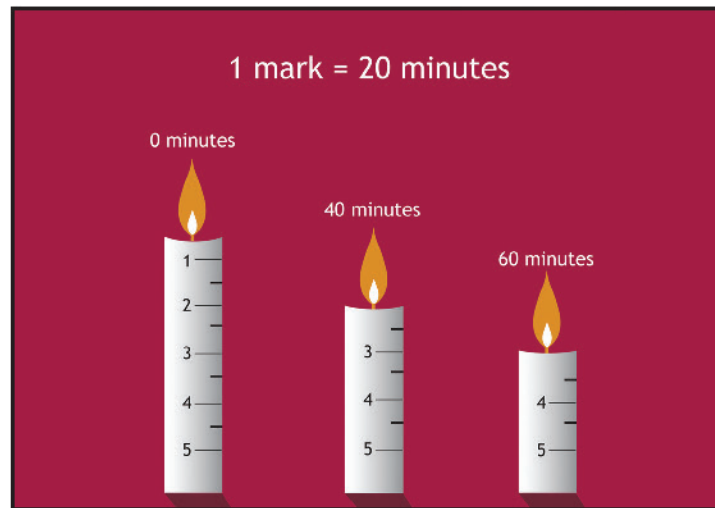
## 2. Ask and answer.

When do you do your homework?

At half past five.

## B

### 1. Look and read.



A **candle clock** is a **thin** candle with consistently spaced markings (usually with numbers) that when burned indicate the passage of periods of time. While no longer used today, candle clocks provided an effective way to tell the time indoors at night or on a cloudy day. A candle clock could be easily transformed into a timer by sticking a heavy nail into the candle at the mark indicating the desired interval. When the wax surrounding the nail melts, the nail clatters onto the plate below.

### 2. Answer the questions.

- 1- What is a candle clock? .....
- 2- What is it used for? .....
- 3- How can we use it? .....
- 4- Would you like to have one? Why? .....