

Student's
Book

MERRY TEAM

2



Scope & Sequence Level 2

M	Topic	Vocabulary	Grammar	Phonics	CLIL	Values
1	Classroom	Classroom - table board - computer door - window cupboard - chair poster - name list	This/ these that/ those	/BR/ Bread /CR/ Crown /DR/ Driver	Science: Hard and soft Materials	I am friendly
2	Computer room	headphone keyboard - screen mouse English - maths art - music Arabic	Have got	/FR/ Frog /GR/Grocer /TR/Truck	Science: The solar system	I am helpful
3	Everyday	get up - go to school have breakfast go home- -go to bed have dinner quarter to eight half past seven sleep	Present simple	/CL/ Cloud /BL/Blanket /FL/ Flower	Math: Telling the time.	I am clean
4	The Big Lunch	chicken - rice - salad fries - bread - apples bananas - figs grapes	Possessive adjectives	/PL/ Plane /GL/ Gloves /SL/ Slice	Science: Healthy food & unhealthy food	I am tidy
5	The Big Sale	jacket - dress trousers - shirt jeans scarf checked - dots striped - plain	Verb to be	/SM/ Smile /SN/Snake	Math: Number of sets.	I am kind
6	Sports Club	swimming pool football - judo - cup tennis court - karate racket - basketball running track	Present continuous	/ND/ Band /NT/ Elephant	Science: Healthy & unhealthy things	I am polite

M	Topic	Vocabulary	Grammar	Phonics	CLIL	Values
7	The Five Sense	see - touch- smell hear - taste - fire camp - music smoke - food	Verb: can	/LK/ Milk /LD/ Hold /LT/ Belt	Maths: Numbers from 10-100	I am honest
8	The Sea	driver - whole - shell sand - dolphin beach - shark jellyfish fishing net	Prepositions of time	a + magic e lake fake gate	Maths: Shapes	I am fit
9	The Farm	cow - goat - horse sheep - donkey hen - donkey - duck chick - hound	Should/ Shouldn't	i + maic e nine bike line	Science: Animals	I am active
10	Where do you work?	hospital - doctor shop - seller - driver policeman - waiter police station restaurant	Past simple of verb to-be	o + magic e rope nose home	Maths: Bar graph	I keep my room neat
11	The Weather	weather forecast reporter-coat-raining cloudy - hot - cold snowing - sunny windy	Question words	u + magic e glue cube blue	Science: Parts of the day	I spend my money well
12	Have a nice holiday	boat-sail - swim castle - starfish the sun - burger sausage - rope chocolate cake	Like	Long vowels (ee) tree bee cheese	Science: How a person grows How a bird grows	I use my time well

Classroom

Unit:1

a

1- Listen and point.

1. classroom
2. table
3. board
4. computer
5. door
6. window
7. cupboard
8. chair
9. poster
10. name list



2- Listen and repeat.



4

Vocabulary : Classroom words.

3- Ask and answer.

Where do you sit in the classroom?

- At the back.
- At the front.
- In the middle.
- In the first row.
- In the second row.

4- Take turns with your friends.

Do you like your new classroom?

Yes, I do.



b

1- Listen and read.



1

Happy school year!



2

This is our new classroom.

3

I'm your new English teacher.



4

Hello! We like English very much.

2- Listen and act.

6

Communications

3- Match.

1

A. This is our new teacher.



2

B. This is our new classroom.



3


C. I like English very much.



4- Let's talk!



What's in the classroom?



C

Rule.

Grammar

Singular - Plural

Singular



This is a computer.



That is a whiteboard.

Plural



These are my crayons.



Those are our names.

- We use **this/ these** to talk about things that are near to us.
- We use **that/ those** to talk about things that are far from us.

1- Match.

a. This is my new teacher.

b. That is the door.

c. These are our desks.

d. Those are the windows.



Grammar IN USE

2- Use the following phrases to complete the conversation.

- a. This is my lunchbox.
- b. These are our English books.
- c. That is the cupboard.

What is that?

What is this?

What are these?

.....

.....

.....



3- Fill in the spaces with This, These, That or Those.

- a. is our school.
- b. is my new friend.
- c. are English posters.
- d. are our chairs.



Listening

d

1- Look, listen and point.



2- Listen and write the letter.



1- 2- 3- 4-

3- Talk about the pictures.

4- Listen and say.

Where can you hear
"This is my computer"

In picture

Phonics

Initial consonant blends

1- Look and listen.



bread




crab



drawer

2- Read and say the sounds.



3- Listen and read.



brown dress



I drink and play the drums.



I draw with my crayon.

4- Write the number of each word you hear.



brown

crown

drum

brick

Reading

e

1- Listen and read.



I like my school. Every morning, we salute the flag with our teachers. I enjoy my time in the music room. I play the piano. My friends like art lessons. They draw nice pictures.

2- Read again. Circle the correct word.

1. We salute the flag /class every morning.
2. I play the piano / guitar in the music room.
3. I like/ hate music.
4. We draw nice piano / pictures in art lessons.



Writing



- Master writing



They are reading.

Verbs are doing words.



She is teaching.

1- Write the words.



(.....)




(.....)



(.....)

2- Play with words.



			1				
			c				
2							
			a				
3			s				
			s				
			r				
4			o				
			o				
5			m				

CLIL Science

1-Hard Materials



tennis ball



book



chair



car

2-Soft Materials



date



cotton



cake



teddy bear




ice-cream



cucumber

Values

A Form a story.




1- I have my breakfast.



2- I like to be with my friends.



3- One of my friends has no food.



4- I share my food with my friend.

I am friendly.

Computer Room

Unit: 2

a

1- Listen and point.

1. headphones
2. mouse
3. keyboard
4. screen
5. english
6. maths
7. science
8. art
9. music
10. arabic



2- Listen and repeat.



3- Ask and answer.

What can you study on the Computer?

- I can study
- English
- Science
- Arabic
- Maths

4- Take turns with your friends.

What do we have in the computer room?

We have



b

1- Listen and read.



1

We've got a big computer room.



2

In the computer room, I can study English.



3

I can draw pictures with the computer.



4

We like computer lessons.

2- Listen and act.