

Computer Guide



Richard P. Hudson



Unit 1: Identify Computer Hardware

<i>Lesson 1: Input Units.....</i>	<i>4</i>
<i>Lesson 2: Output Units.....</i>	<i>10</i>
<i>Lesson 2: Powerful Computer.....</i>	<i>16</i>

Unit 2: Dealing with Computer

<i>Lesson 1: Let's play with computer.....</i>	<i>21</i>
<i>Lesson 2: Computer software.....</i>	<i>22</i>
<i>Lesson 3: Types of software.....</i>	<i>23</i>
<i>Lesson 4: Search for programs.....</i>	<i>27</i>
<i>Lesson 5: Pinning a programs to start screen.....</i>	<i>31</i>
<i>Lesson 6: Computer turn off.....</i>	<i>34</i>

Unit 3: Dealing with windows explorer

<i>Lesson 1: Identifying hard disk.....</i>	<i>36</i>
<i>Lesson 2: Dealing with windows explorer.....</i>	<i>43</i>
<i>Lesson 3: File Management.....</i>	<i>48</i>

Unit 4: Internet Navigatoin

<i>Lesson 1: What is internet?.....</i>	<i>55</i>
<i>Lesson 2: How can we use internet?.....</i>	<i>56</i>
<i>Lesson 3: How do we connect to the internet?....</i>	<i>57</i>
<i>Lesson 4: Internet explorer Interface.....</i>	<i>59</i>
<i>Lesson 5: Surfing the internet.....</i>	<i>61</i>
<i>Lesson 6: Using Internet Explorer.....</i>	<i>63</i>
<i>Lesson 7: Search engines.....</i>	<i>68</i>

Final Project

<i>Final Project.....</i>	<i>69</i>
---------------------------	-----------





1
Unit
Identify Computer Hardware

Input Units

Everything that we tell the computer “Input” called **DATA** . We can feed data by using “Input Units”.

Keyboard



Mouse





Digital camera

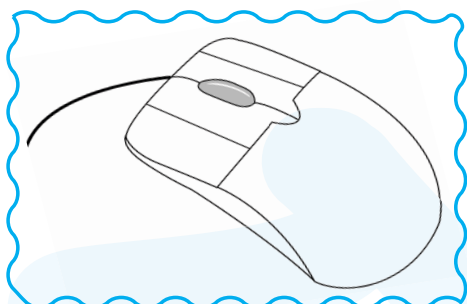
Scanner




Mic



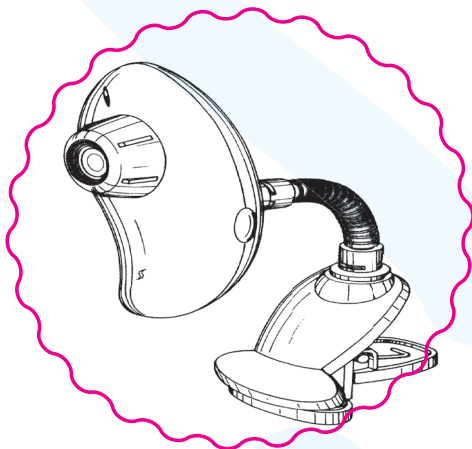
Colour the input units and write the name



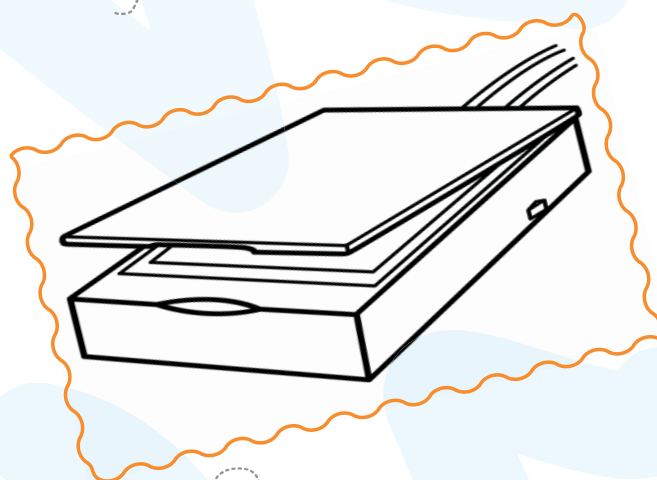
Mouse




Keyboard



Digital Camera



Scanner



Mic

Match each input units with its name



Mouse



Digital camera

Keyboard



Scanner



Mic



Functions of Input Units: What can input unit do?



Keyboard is used for entering letters or numbers.



We use the mouse to select items by clicking.



Scanner is used to get a copy of scanned image into computer.



We use the MIC whenever we speak to someone online.



Digital camera is used to take photos and move into computer when connected.

Match each input unit with its function.



Take photos



Enter image of paper



Write text and number



Select icon



Enter voice